

Scaled data based on original data using
LM-79-08 Approved Method: Electrical and Photometric Measurements of Solid-
State Lighting Products

Test Report Prepared for
Cooper Lighting Solutions
(formerly Eaton)

Brand: McGRAW-EDISON

Report Number: P199993

Luminaire Tested: **GWC-AF-01-LED-E1-SL4-7030-1200**

Issue Date: 3/3/2020

Test Information

Test Method: LM-79-08
Report Number: P199993
TEST IS SCALED FROM IESNA LM-79-08 TEST DATA (P24294)
Test Lab: INNOVATION CENTER P2
Issue Date: 3/3/2020
Manufacturer: COOPER LIGHTING SOLUTIONS (FORMERLY EATON)
Product Line: MCGRAW-EDISON
Catalog Number: GWC-AF-01-LED-E1-SL4-7030-1200
Description: GALLEON WALL LUMINAIRE
(1) 70 CRI, 3000K, 1200mA LIGHTSQUARE WITH 16 LEDS EACH AND TYPE IV SPILL
LIGHT ELIMINATOR OPTICS
Light Source: -
Ballast/Driver: ELECTRONIC DRIVER

Summary

Lumens per Lamp: N/A
Luminaire Lumens: 6408 lumens
Efficiency: N/A
Efficacy: 95.6 lumens/watt
Luminous Opening: Rectangular (W 0.5' x L: 0.5' x H: 0')
IES Classification: Type IV - Short - Semi-Cutoff
BUG Rating: B1 - U0 - G2

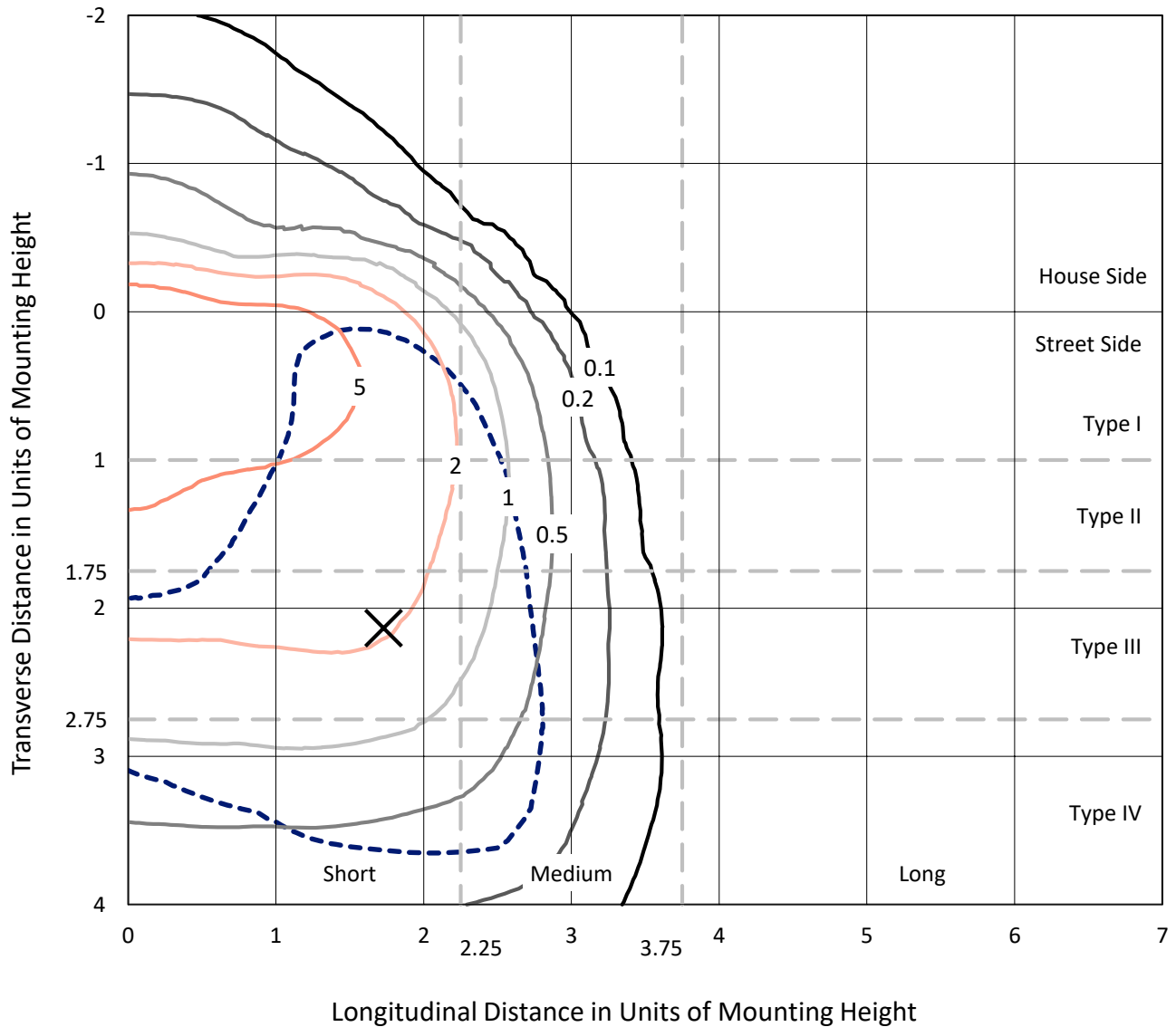
Input Watts (W): 67
Input Voltage (V): NR
Input Current (Ain): NR
Voltage Rise (V): NR
Power Factor: NR
Total Harmonic Distortion (THDi): NR
Frequency (hertz): 60
Stabilization Time: NR
Operation Time: NR
Ambient Temperature (°C): NR
Test Distance: 25 FT



REPORT NUMBER: P199993
 CATALOG NUMBER: GWC-AF-01-LED-E1-SL4-7030-1200

Iso-Footcandle Lines of Horizontal Illumination

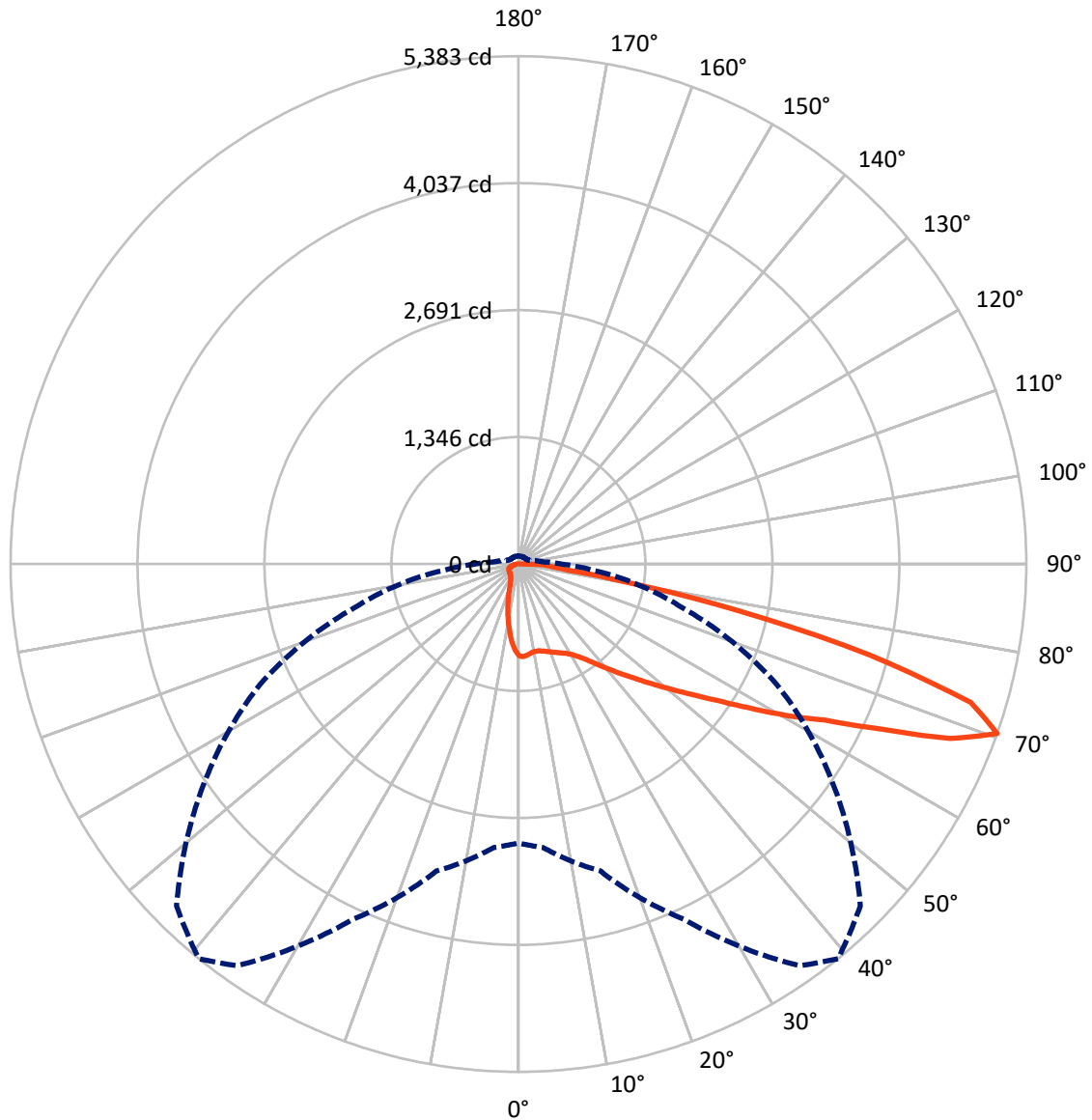
✕ Max cd
 - - - 1/2 Max cd



Based on 10 foot mounting height. Maximum calculated value = 9.7 fc
 Type IV - Short - Semi-Cutoff

REPORT NUMBER: P199993
CATALOG NUMBER: GWC-AF-01-LED-E1-SL4-7030-1200

Luminous Intensity Polar Plot



— Vertical Plane Through 39-Deg Lateral - - - Horizontal Cone Through 70-Deg Vertical

REPORT NUMBER: P199993

CATALOG NUMBER: GWC-AF-01-LED-E1-SL4-7030-1200

FLUX DISTRIBUTION:

		Downward	Upward	Total
House Side	Lumens	728.8	0.0	728.8
	% Fixture	11.4	0.0	11.4
Street Side	Lumens	5679.2	0.0	5679.2
	% Fixture	88.6	0.0	88.6
Total	Lumens	6408.0	0.0	6408.0
	% Fixture	100.0	0.0	100.0

Coefficient of Utilization

ZONAL LUMENS:

Zone	Lumens	% Fixture
0°-10°	83.5	1.3
10°-20°	208.7	3.3
20°-30°	324.9	5.1
30°-40°	506.2	7.9
40°-50°	849.8	13.3
50°-60°	1350.0	21.1
60°-70°	1800.7	28.1
70°-80°	1087.4	17.0
80°-90°	196.8	3.1
90°-100°	0.0	0.0
100°-110°	0.0	0.0
110°-120°	0.0	0.0
120°-130°	0.0	0.0
130°-140°	0.0	0.0
140°-150°	0.0	0.0
150°-160°	0.0	0.0
160°-170°	0.0	0.0
170°-180°	0.0	0.0
0°-90°	6408.0	100.0
0°-180°	6408.0	100.0



REPORT NUMBER: P199993

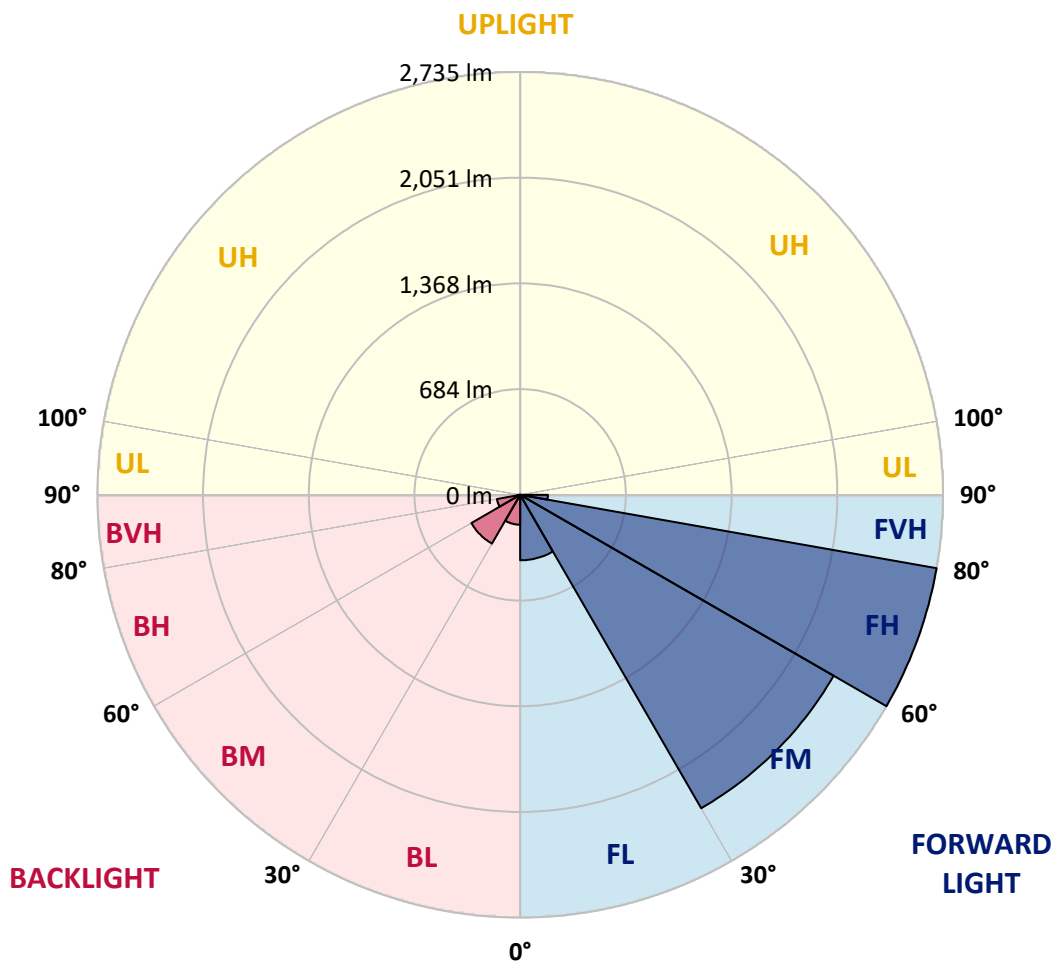
CATALOG NUMBER: GWC-AF-01-LED-E1-SL4-7030-1200

LUMINAIRE CLASSIFICATION SYSTEM LUMEN TABLE AND BUG RATING:

Zone		Lumens	% Fixture	Zone Rating/Lumen Limit		
				B	U	G
FL	(0°-30°)	423.8	6.6			
FM	(30°-60°)	2341.3	36.5			
FH	(60°-80°)	2735.1	42.7			G2/5000
FVH	(80°-90°)	179.1	2.8			G2/225
BL	(0°-30°)	193.3	3.0	B1/500		
BM	(30°-60°)	364.7	5.7	B1/1000		
BH	(60°-80°)	153.0	2.4	B1/500		G1/500
BVH	(80°-90°)	17.7	0.3			G1/100
UL	(90°-100°)	0.0	0.0		U0/0	
UH	(100°-180°)	0.0	0.0		U0/0	

BUG Rating: B1-U0-G2

Type IV Short





REPORT NUMBER: P199993

CATALOG NUMBER: GWC-AF-01-LED-E1-SL4-7030-1200

CANDELA DISTRIBUTION (FULL):

	0°	5°	15°	25°	35°	39°	45°	55°	65°	75°	85°
0°	972.9	972.9	972.9	972.9	972.9	972.9	972.9	972.9	972.9	972.9	972.9
2.5°	991.7	991.4	988.8	986.8	985.2	984.5	985.8	981.0	976.8	971.6	966.0
5°	984.2	983.9	979.7	975.8	971.9	970.6	970.2	961.5	956.2	948.4	938.0
7.5°	976.1	974.5	968.9	962.5	955.6	952.3	949.0	937.7	931.8	924.0	911.9
10°	967.6	965.7	960.5	954.0	947.4	942.6	937.0	926.0	919.8	913.9	899.9
12.5°	958.9	957.2	955.9	953.0	948.4	944.2	939.9	930.5	924.0	917.1	900.9
15°	957.5	956.9	959.9	961.8	959.2	956.6	951.9	943.9	937.0	930.2	909.0
17.5°	967.9	967.6	975.1	980.4	979.1	974.5	968.2	959.2	953.7	947.8	921.4
20°	990.8	992.4	1001.5	1008.4	1001.8	995.4	985.2	972.5	969.5	967.0	934.0
22.5°	1033.8	1035.4	1041.9	1044.5	1027.6	1018.1	1004.1	987.8	985.8	987.8	949.4
25°	1100.9	1099.2	1098.3	1088.5	1057.5	1042.9	1025.0	1008.0	1009.0	1017.7	970.9
27.5°	1189.9	1181.0	1167.3	1138.1	1088.9	1072.5	1050.7	1035.1	1041.2	1058.1	1003.1
30°	1282.0	1272.3	1240.6	1192.8	1129.8	1111.9	1087.5	1069.9	1086.2	1113.0	1046.1
32.5°	1367.4	1366.1	1319.9	1258.2	1186.5	1170.9	1146.4	1126.6	1153.0	1193.7	1110.6
35°	1460.6	1463.5	1408.2	1334.2	1263.1	1246.8	1229.2	1214.3	1249.5	1305.5	1204.1
37.5°	1560.2	1566.1	1500.6	1417.2	1350.5	1343.6	1333.2	1326.6	1381.0	1458.6	1334.8
40°	1693.5	1687.6	1596.8	1511.0	1457.6	1457.3	1454.0	1461.9	1552.5	1658.7	1502.7
42.5°	1836.2	1818.9	1698.8	1611.8	1575.3	1586.3	1592.9	1624.8	1758.6	1901.6	1707.1
45°	1989.9	1951.3	1804.6	1718.3	1705.9	1729.3	1751.5	1821.0	2001.4	2178.3	1931.3
47.5°	2112.8	2075.4	1914.1	1830.0	1857.1	1892.6	1935.3	2045.0	2273.1	2464.1	2152.5
50°	2209.5	2185.1	2024.6	1960.3	2023.6	2078.3	2148.0	2298.9	2555.9	2742.3	2357.5
52.5°	2303.4	2285.1	2135.9	2094.0	2219.0	2294.7	2389.4	2571.2	2845.8	3016.0	2529.9
55°	2388.1	2375.1	2255.8	2260.3	2449.0	2547.5	2666.7	2881.3	3161.9	3260.0	2675.8
57.5°	2483.6	2467.0	2392.7	2469.3	2744.6	2872.3	3027.3	3230.0	3458.4	3476.9	2786.8
60°	2579.7	2565.4	2544.5	2710.2	3119.9	3254.1	3401.0	3567.9	3759.1	3645.4	2780.4
62.5°	2663.0	2664.8	2701.6	2963.4	3487.3	3642.8	3822.0	3986.9	4031.1	3674.7	2574.8
65°	2804.4	2830.3	2940.0	3321.9	4004.8	4212.6	4432.5	4406.1	4106.4	3400.7	2134.1
67.5°	2972.6	3017.8	3240.4	3799.5	4658.6	4934.5	5019.6	4500.9	3805.1	2764.4	1521.2
70°	2955.7	3017.8	3370.1	4155.5	5197.5	5382.5	5124.5	4073.5	3021.4	1805.9	808.0
72.5°	2624.6	2713.6	3105.9	3992.4	5027.8	5011.5	4448.8	3036.8	1795.1	725.3	315.6
75°	2000.4	2090.3	2427.8	3154.1	3973.8	3836.9	3156.7	1677.5	681.2	288.0	199.1
77.5°	1150.7	1220.4	1481.1	1934.3	2521.0	2380.6	1757.0	746.1	331.7	200.7	155.3
80°	642.5	681.2	839.5	981.3	1235.4	1132.5	786.1	463.6	247.6	145.7	119.8
82.5°	507.9	542.5	678.9	619.1	564.4	520.6	451.6	412.8	197.8	91.9	71.7
85°	443.7	476.7	574.7	487.4	385.4	353.5	366.9	406.2	153.7	55.4	61.3
87.5°	411.2	455.2	512.2	375.7	300.0	265.8	338.4	445.3	49.5	34.5	24.8
90°	0.0	0.0	0.0	0.0	0.0	0.0	0.0	0.0	0.0	0.0	0.0



REPORT NUMBER: P199993

CATALOG NUMBER: GWC-AF-01-LED-E1-SL4-7030-1200

CANDELA DISTRIBUTION (continued):

	90°	95°	105°	115°	125°	135°	145°	155°	165°	175°	180°
0°	972.9	972.9	972.9	972.9	972.9	972.9	972.9	972.9	972.9	972.9	972.9
2.5°	961.2	955.9	947.4	939.9	928.1	922.0	915.1	910.2	906.5	903.1	908.4
5°	931.4	921.7	903.8	884.6	861.7	843.8	828.8	814.8	805.0	798.5	803.0
7.5°	903.5	887.5	859.5	824.6	785.5	752.2	724.9	700.8	684.2	673.5	677.6
10°	887.5	867.6	824.3	769.5	711.9	660.0	617.1	579.9	554.2	539.5	541.8
12.5°	883.6	857.8	797.9	722.6	643.7	571.8	511.3	459.7	423.5	404.7	405.3
15°	886.5	853.7	773.1	677.6	578.0	487.1	411.5	349.0	306.9	285.3	285.0
17.5°	891.4	850.4	747.2	629.2	511.3	405.6	321.2	260.0	222.9	205.6	204.4
20°	896.6	845.1	717.8	576.7	441.7	330.1	251.6	203.7	180.2	170.8	170.1
22.5°	904.1	840.5	687.5	521.2	373.6	268.8	206.9	174.6	162.2	157.4	156.7
25°	916.1	838.2	655.2	463.6	312.5	224.8	180.2	160.3	153.1	149.9	149.5
27.5°	936.4	841.6	624.9	407.5	262.6	195.1	165.2	153.1	147.9	145.0	144.7
30°	962.5	851.6	592.9	354.4	223.9	175.0	156.0	148.3	144.0	141.1	141.1
32.5°	1005.7	868.6	559.4	308.5	196.1	160.9	149.2	144.0	140.4	138.1	137.7
35°	1069.6	900.6	528.2	270.4	176.2	150.9	143.3	139.5	136.8	135.5	135.5
37.5°	1162.4	951.0	500.4	243.1	164.2	144.0	137.7	134.9	133.3	133.3	133.3
40°	1287.3	1020.7	477.9	224.8	157.4	139.1	133.7	131.3	130.3	130.7	130.7
42.5°	1441.3	1111.2	462.9	212.1	154.0	136.1	130.7	128.7	127.8	127.4	127.8
45°	1616.9	1214.3	461.3	202.6	150.9	134.3	128.7	126.7	124.8	123.5	123.5
47.5°	1787.7	1318.9	474.7	199.4	147.3	131.9	127.1	125.1	122.2	119.2	119.2
50°	1938.5	1407.8	492.6	200.7	146.0	128.7	124.4	123.5	118.9	115.7	115.4
52.5°	2058.5	1476.2	507.3	204.7	147.3	126.4	121.2	121.5	116.7	113.1	112.7
55°	2154.5	1521.2	503.3	208.4	150.2	125.1	118.2	118.9	115.0	111.5	111.5
57.5°	2196.5	1504.5	460.0	205.3	152.5	125.4	116.1	118.5	115.4	112.1	112.1
60°	2106.3	1357.0	378.9	190.8	149.5	124.4	115.0	119.8	119.5	116.4	116.1
62.5°	1833.3	1092.7	293.9	169.8	139.5	119.5	112.4	119.5	123.1	122.2	121.9
65°	1413.0	778.4	224.5	147.0	125.7	111.5	105.6	112.1	117.0	118.2	117.9
67.5°	917.1	477.0	172.9	125.4	110.5	101.9	96.8	99.7	100.6	100.6	100.0
70°	450.9	256.8	137.7	105.6	94.8	91.9	88.9	87.3	85.7	84.3	84.3
72.5°	222.6	167.8	113.4	89.3	81.7	80.6	79.9	77.9	76.6	75.0	74.3
75°	164.6	136.5	96.4	75.3	70.4	69.1	70.4	68.8	68.4	67.0	66.4
77.5°	135.2	116.4	83.0	64.5	60.3	58.0	60.0	60.3	60.6	58.7	58.0
80°	109.8	98.5	69.4	53.4	49.5	47.8	49.1	51.8	52.5	49.5	48.2
82.5°	79.2	80.6	56.0	41.7	38.5	37.1	39.8	43.0	43.7	39.5	38.5
85°	66.4	67.0	43.0	29.6	26.4	24.5	28.6	31.9	34.2	29.9	29.0
87.5°	27.7	39.5	24.8	16.6	14.6	12.7	15.3	16.9	20.5	18.9	18.6
90°	0.0	0.0	0.0	0.0	0.0	0.0	0.0	0.0	0.0	0.0	0.0

(END OF REPORT)